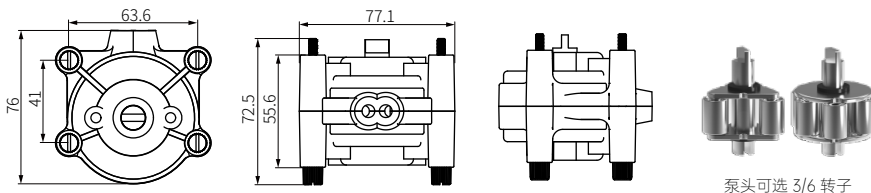


Notice for SN15/SN25 Pump Head

Specification(unit: mm)




Installation on stepper motor

Steps:

1. If the pump head needs to install the motor through the panel, the panel needs to be predrilled in advance, the size is shown in the figure below, unit mm.
2. Connect the connection shaft at the large port with the motor, and connect the coupling at the protruding metal rotor of the pump head.
3. tighten the pump head screw, installation on pump head is complete.

Note: SN series pump head can be used in parallel, up to 2 pump heads); pump head screw for parallel connection needs to be custom extended (the free pump head screw cannot be used for parallel connection)



Installation on pump tube

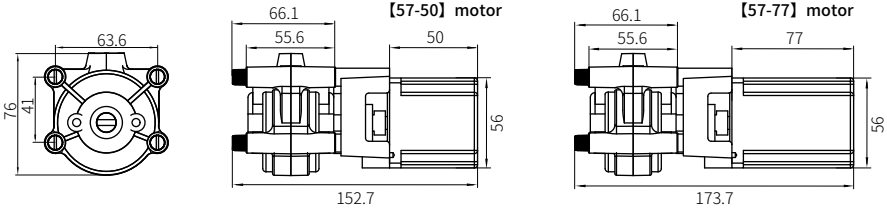


Common Maintenance

- ◆ Please Lubricate before use for proper rotation of the peristaltic pump; Pump head tube: 20 cm
- ◆ Regular maintenance of the tube: when not in use for a long time, please empty the liquid in the peristaltic pump tube in time, and open the peristaltic pump protection lock and loosen the peristaltic pump tube.
- ◆ Regularly check the tube connectors: regularly check for looseness or breakage

Stepper motor peristaltic pump BJ-30

Specification(unit: mm)



Technical Parameters

Product Type	Motor Type	Rated Current	Speed	Net Weight	Working Environment	Max.DB
BJ-30	NMB 57 stepper motor	1.5A [57-50] 2.3A [57-77]	≤400rpm	671g [57-50] 1148g [57-77]	Temp 0~40°C Humidity <80%	70dB

【57-50】 Motor Parameter			【57-77】 Motor Parameter			Motor Wire Phase Table		
Max. power	12W	Resistance 1.15Ω±0.17	Max. power	18.8W	Resistance 1.7Ω±0.17	Definition	【57-50】	【57-77】
Step angle	1.8°	Inductance 1.85mH REF	Step angle	1.8°	Inductance 7mH REF	A+	Red	Orange
Phase	2	Insulation 100m Ω MIN	Phase	2	Insulation 100m Ω MIN	A-	Yellow	Blue
Phase volt	2.6V	Temp. 80°C MAX	Phase volt	4.0V	Temp. 80°C MAX	B+	Blue	Red
Phase current	2.3A	Insulation grade B	Phase current	2.35A	Insulation grade B	B-	Orange	Yellow

Suitable pump hose and reference flow rate

Note: 14#, 16# standard with [57-50] motor, 25#, 17#, 15#, 24# standard with [57-77] motor

Model No	Adaptable pump head	Pump head color	Number of rotors	Maximum reference flow rate: ml/min					
				14#	16#	25#	17#	15#	24#
BJ30	SN15-3	Translucent	3	68 (300rpm)	270 (300rpm)	573 (300rpm)	997 (300rpm)	—	—
	SN15-6	Translucent	6	56 (300rpm)	192 (300rpm)	—	—	—	—
	SN25-3	Translucent	3	—	—	—	—	517 (300rpm)	—

Note:

- the data in the table under the maximum flow rate, (300rpm) in parentheses is the current maximum speed of the pump head
- the above test data at room temperature 20 °C, pure water, no pressure conditions measured flow, the above data is for reference only
- the following pipe size for (ID* WT), unit mm: 14# (1.6*1.6) | 16# (3.2*1.6) | 25# (4.8*1.6) | 17# (6.4*1.6)
15# (4.8*2.4) | 24# (6.4*2.4)